

# Matryce do pras krawędziowych

Wieloprzymowe

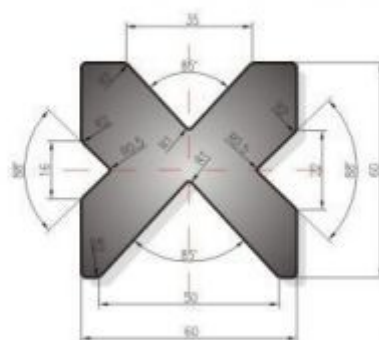
**H** 4008

100 T/m



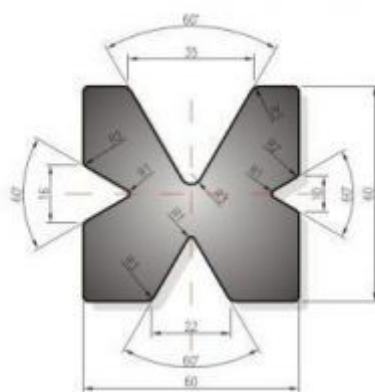
**H** 4009

100 T/m



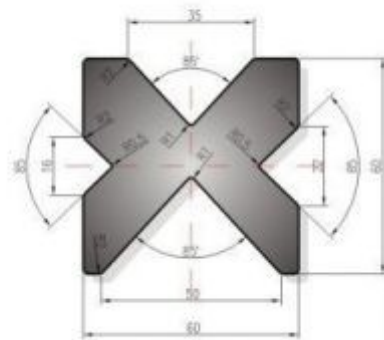
**H** 4009/60

80 T/m



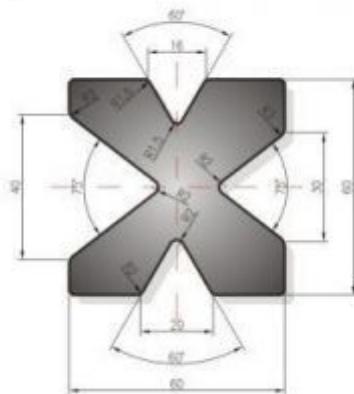
**H** 4009/85

**100 T/m**



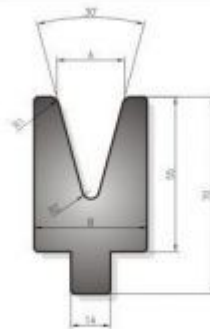
**H** 4009/SPEC

**60 T/m**



Jednopryzmowe waskie

4130	A mm	B mm	R1 mm	R2 mm
4130/20	20	30	2.5	2.5
4130/24	24	40	3	3



**N** 4130

**30 T/m**

**N** 4188

100 T/m



4188	A mm	B mm	R1 mm	R2 mm
4188/6	6	14	0.5	0.5
4188/8	8	14	0.5	0.5
4188/10	10	15	0.5	0.5
4188/12	12	17	0.5	0.5
4188/14	14	20	0.5	0.5

4190	A mm	B mm	R1 mm	R2 mm
4190/6	6	14	0.5	0.5
4190/8	8	14	0.5	0.5
4190/10	10	15	0.5	0.5
4190/12	12	17	0.5	0.5



**N** 4190

100 T/m

**N** 4130

90 T/m



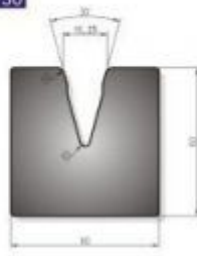
4130	A mm	B mm	R1 mm	R2 mm
4130/6	6	20	1	1
4130/8	8	20	1	1
4130/10	10	20	1	1
4130/12	12	20	1.5	1.5
4130/16	16	30	2.5	2.5

Jednopryzmowe szerokie

4011/18/30


4011/25/30

90 T/m



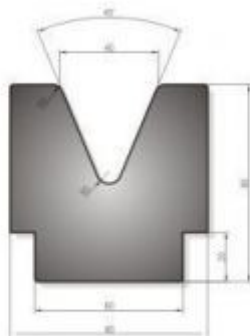
4011/32/45

40 T/m



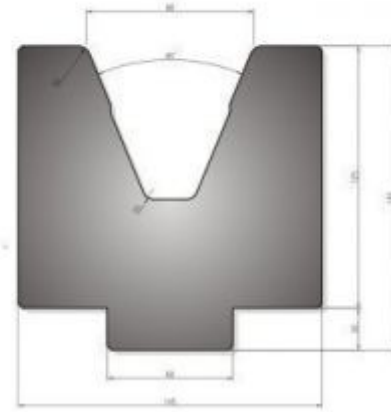
4011/40/45

100 T/m



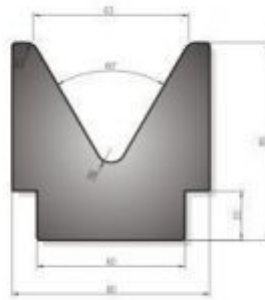
4011/80/45

100 T/m



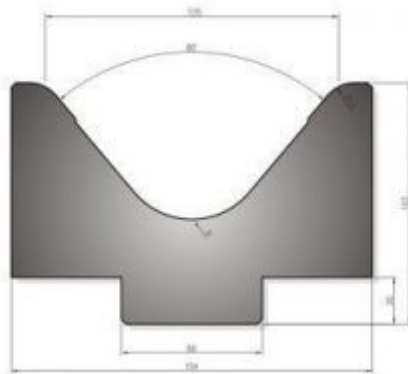
4011/63/60

100 T/m



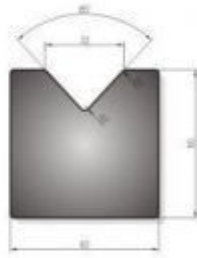
4011/125/80

100 T/m



4011/32/85

100 T/m



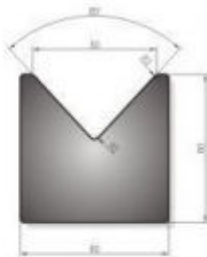
4011/40/85

100 T/m



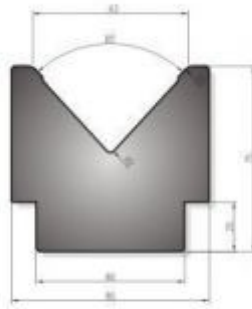
4011/50/85

100 T/m



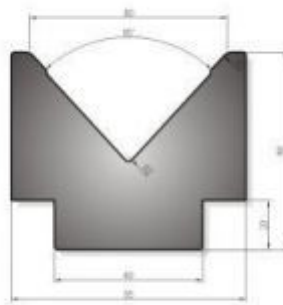
4011/63/85

100 T/m



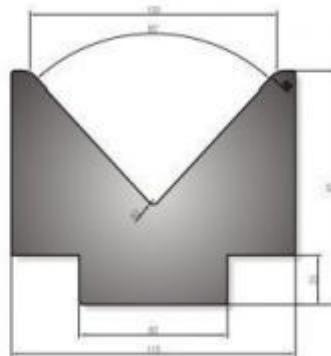
4011/80/85

100 T/m



4011/100/85

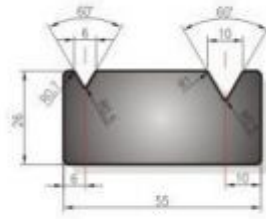
100 T/m



Dwupryzmowe - mocowane srubami

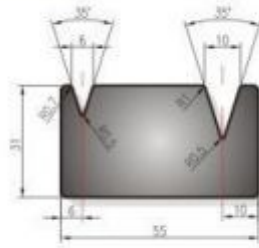
**J** 4012/60

80 T/m



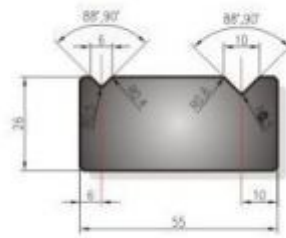
**J** 4012/35

30 T/m



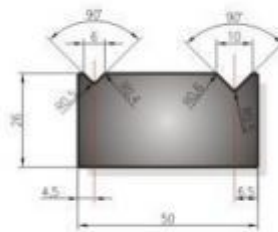
**J** 4012/88.90

100 T/m



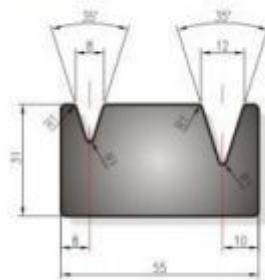
**J** 4012/A/90

80 T/m



**J** 4013/35

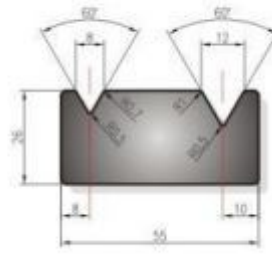
30 T/m





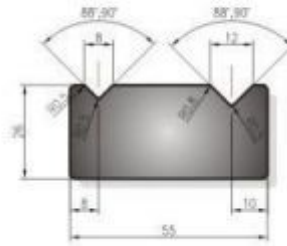
**J** 4013/60

80 T/m



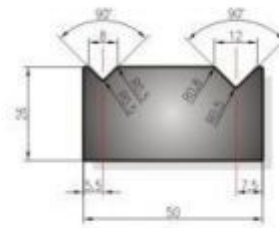
**J** 4013/88,90

100 T/m



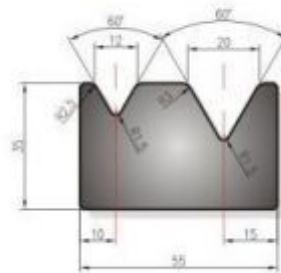
**J** 4013/A/90

80 T/m



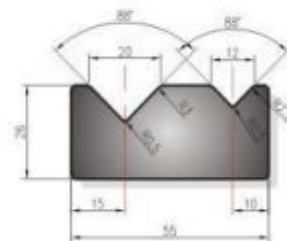
**J** 4014/60

80 T/m



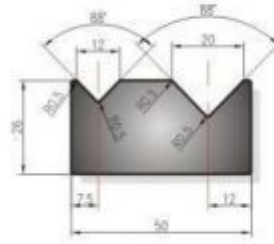
**J** 4014/88

100 T/m



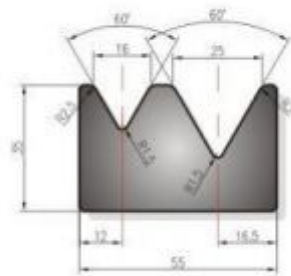
**J** 4014/A/88

**80 T/m**



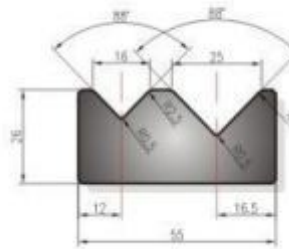
**J** 4015/60

**80 T/m**



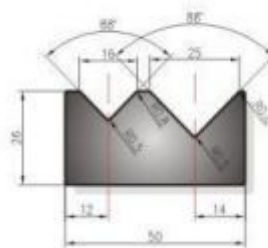
**J** 4015/88

**100 T/m**



**J** 4015/A/88

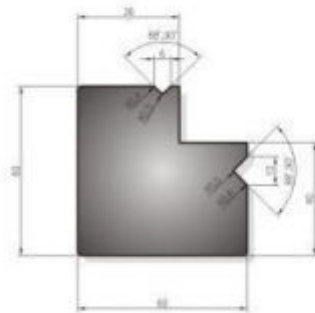
**80 T/m**



Dwupryzmowe - z wybraniem

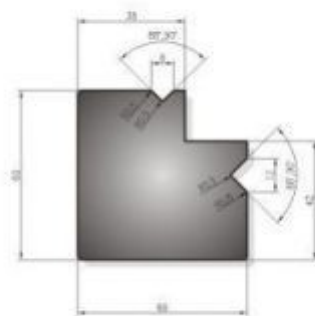
**K** 4016/88.90

**70 T/m**



**K** 4017/88.90

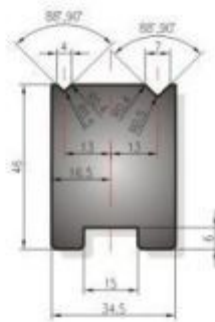
**70 T/m**



Dwupryzmowe - szybkiego mocowania

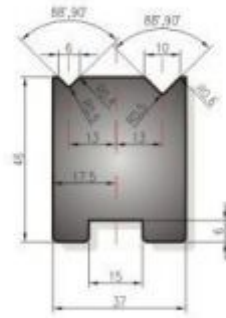
**L** 4019/88.90

**60 T/m**



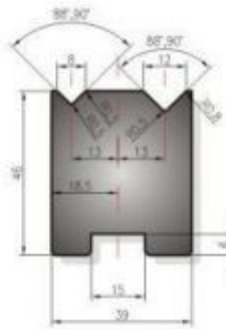
**L** 4020/88,90

**70 T/m**



**L** 4021/88,90

**75 T/m**



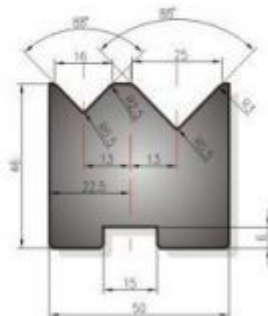
**L** 4022

**100 T/m**



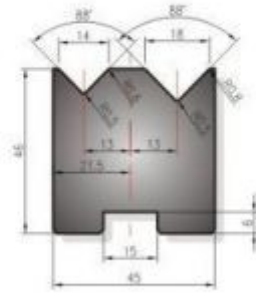
**L** 4023

**100 T/m**



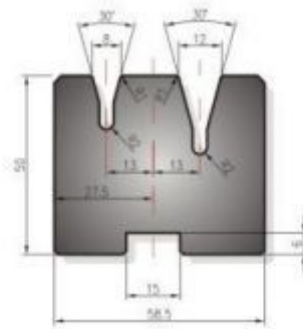
**L** 4024

100 T/m



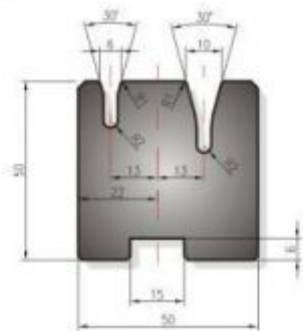
**L** 4025

30 T/m



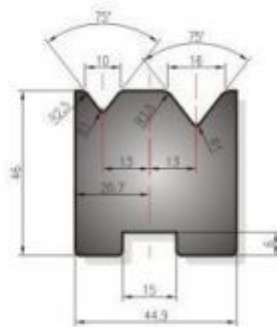
**L** 4026

30 T/m



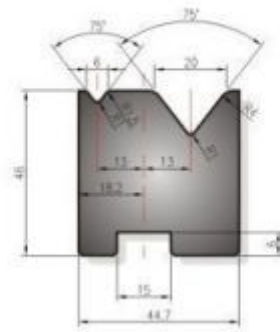
**L** 4027

30 T/m



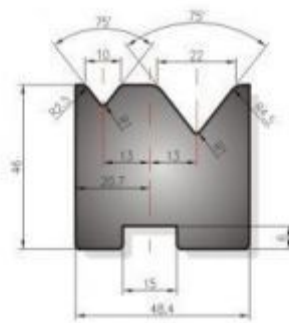
**L** 4028

**30 T/m**



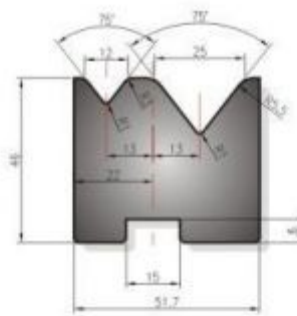
**L** 4029

**30 T/m**



**L** 4030/QC

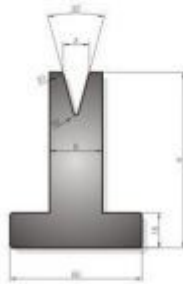
**30 T/m**



Teowe

**M 4030**

30 T/m



4030	A <sub>mm</sub>	B <sub>mm</sub>	R1 <sub>mm</sub>	R2 <sub>mm</sub>	H <sub>mm</sub>
4030/h	6	14	0.6	0.6	80/120
4030/h	8	18	0.8	0.8	80/120
4030/h	10	24	1	1	80/120
4030/h	12	24	1.5	1	80/120
4030/h	16	30	2	2	80/120
4030/h	20	35	2.5	3	80/120
4030/h	25	40	3	3	80/120

**M 4035**

30 T/m



4035	A <sub>mm</sub>	B <sub>mm</sub>	R1 <sub>mm</sub>	R2 <sub>mm</sub>	H <sub>mm</sub>
4035/h	8	14	1.5	0.8	80/120
4035/h	10	16	2	1	80/120
4035/h	12	18	2	1	80/120

**M 4045**

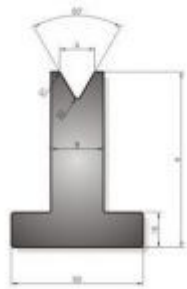
70 T/m



4045	A <sub>mm</sub>	B <sub>mm</sub>	R1 <sub>mm</sub>	R2 <sub>mm</sub>	H <sub>mm</sub>
4045/h	10	18	1	1	80/120
4045/h	12	24	1.5	1.5	80/120
4045/h	16	26	2	2	80/120
4045/h	20	30	2.5	2.5	80/120
4045/h	25	35	3	3	80/120

**M 4060**

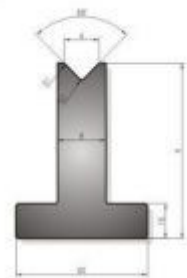
70 T/m



4060	A mm	B mm	R <sub>1</sub> mm	R <sub>2</sub> mm	H mm
4060/6	6	12	1.5	0.5	80/120
4060/8	8	14	1.5	0.8	80/120
4060/10	10	16	2	1	80/120
4060/12	12	18	2.5	1	80/120
4060/16	16	24	1.5	1.5	80/120
4060/20	20	30	2	2	80/120
4060/25	25	40	3	3	80/120

**M 4088**

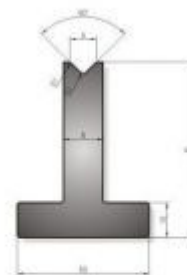
100 T/m



4088	A mm	B mm	R <sub>1</sub> mm	R <sub>2</sub> mm	H mm
4088/6	6	12	1.5	0.5	80/120
4088/8	8	14	1.5	0.8	80/120
4088/10	10	16	2	1	80/120
4088/12	12	18	2.5	1	80/120
4088/16	16	22	2.5	1	80/120
4088/20	20	30	3	3	80/120
4088/25	25	40	3	3	80/120
4088/30	30	45	3	3	80/120

**M 4090**

100 T/m



4090	A mm	B mm	R <sub>1</sub> mm	R <sub>2</sub> mm	H mm
4090/6	6	12	1.5	0.5	80/120
4090/8	8	14	1.5	0.8	80/120
4090/10	10	16	2	1	80/120
4090/12	12	18	2.5	1.5	80/120
4090/16	16	22	2.5	1	80/120

Typu Wila Trumph

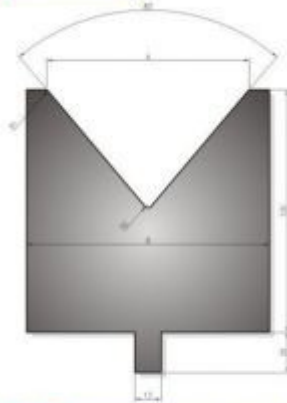


4380



4380	A mm	B mm	R1 mm	R2 mm	T/lt
4380/lt	60	75	5	5	150
4380/lt	70	85	5	5	150
4380/lt	80	100	5	5	150

4380



4380	A mm	B mm	R1 mm	R2 mm	T/lt
4380/lt	90	110	8	5	150
4380/lt	100	120	8	5	150

4330

